

Advancing Your Advocacy: A Guide for New and Seasoned Advocates



Bailey
Ashbaker



Lauren
Brockman



Jessica
Dietrich



Mikayla
Higginbotham



Tiffany
Tagbo



HUNGRY FOR ACTION
OKLAHOMA'S ANTI-HUNGER
CONFERENCE

#HungryForActionOK



The 2024 Policy Landscape

Jessica Dietrich
Bailey Ashbaker



HUNGER ★ FREE
OKLAHOMA



State Updates

- State Question 832 proposes raising the minimum wage in Oklahoma and will be put to a vote of the people on June 16, 2026.
- State Districts with new legislative leadership
- Outlook for 2025 Legislature

Election Updates

House Term Limited Seats (4)

- Rep. Mark McBride, R-Moore, District 53, House A&B Sub: Education Chair
- Speaker Charles McCall, R-Atoka, District 22

House Members Not Seeking Reelection (9)

- Rep. Rhonda Baker, R-Yukon, District 60, House Common Education Chair
- Rep. Marcus McEntire, R-Duncan, District 50, House A&B Sub: Health Chair

Senate Term Limited Seats (5)

- Sen. Kay Floyd, D-Oklahoma City, District 46, Minority Leader
- Sen. Kevin Matthews, D-Tulsa, District 11, Minority Caucus Chair
- President Pro Tempore Greg Treat, R-Oklahoma City, District 47

Senators Not Seeking Reelection (4)

- Sen. Dewayne Pemberton, R-Muskogee, District 9 , Assistant Majority Whip

Interim Studies

- IS 24-055, Rep. Pae and Rep. Alonso-Sandoval: Rural Healthcare Access 10/10/24
- IS 24-085, Rep. Caldwell: Low Income Housing for Homeless in Rural Areas
- IS 24-099, Rep. Waldron: Improving Family Outcomes through School-Based Social Work in Oklahoma 10/03/2024
- IS 24-022, Sen. Deevers: Medicaid Funds Abuse
- IS 24-036, Sen. Kirt: Decreasing Poverty in Oklahoma, 10/10/24.
- IS 24-038, Sen. Deevers: Harm Related to Increasing Expansive School-Based Health Care

Across the State

TOTAL HOUSEHOLDS
IN OKLAHOMA
1,573,180

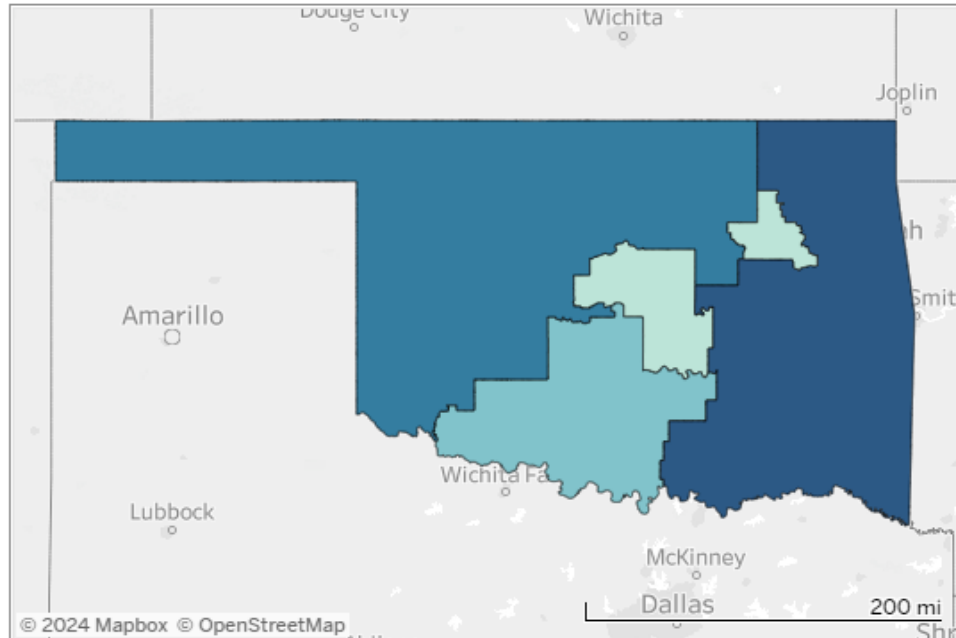
HOUSEHOLDS PARTICIPATING
IN SNAP IN OKLAHOMA
234,971

PERCENTAGE OF
HOUSEHOLDS PARTICIPATING
IN OKLAHOMA
14.9%

HOUSEHOLDS IN POVERTY
IN OKLAHOMA
248,597

HOUSEHOLD POVERTY RATE
IN OKLAHOMA
15.8%

Households Participating in SNAP



Oklahoma at a Glance

District Number	Total Households	SNAP Participating Households	SNAP Participating Households (%)	Household Poverty Rate
1	321,676	40,176	12.5%	14.0%
2	314,567	57,764	18.4%	18.4%
3	299,034	50,646	16.9%	18.2%
4	315,069	45,301	14.4%	15.1%
5	322,834	41,084	12.7%	13.5%

About the Map: Pictured here are the congressional districts in the State, colored by the percentage of households participating in SNAP according to the legend above the map.

Note: There are States which only have one district throughout the State. In this case, the map will only display that district in a single color. The district will not be compared to any other district.

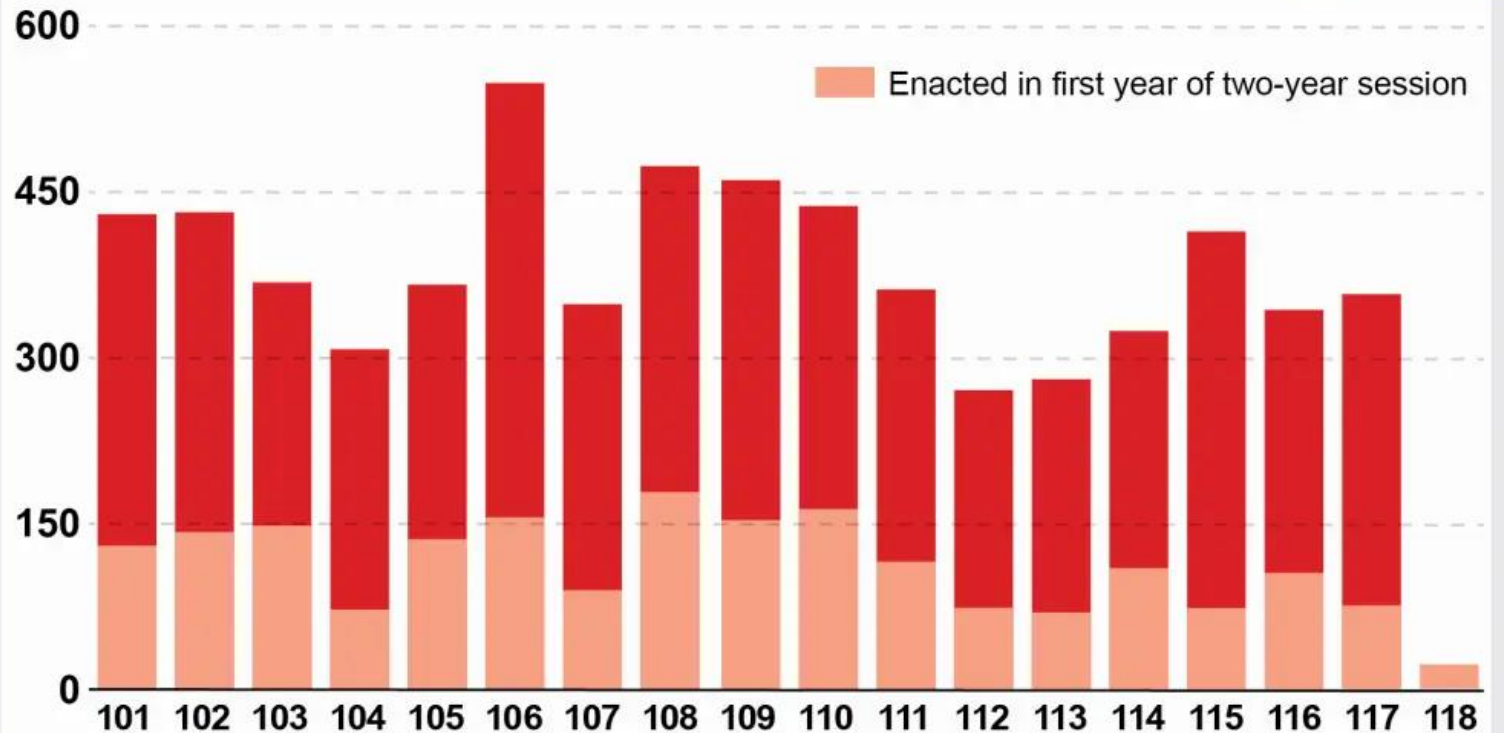
Federal Updates



Didn't you
talk about
the Farm Bill
last year?

Bills enacted, by congressional session

101st Congress (1989) to 118th Congress (2023); As of Dec. 18, 2023



Data: Quorum; Chart: Simran Parwani/Axios

Crucial Legislation

Farm Bill

- Why does this matter?
- Expires 9/30/24
- Negotiations stalled
- Passage likely in December

Government Funding

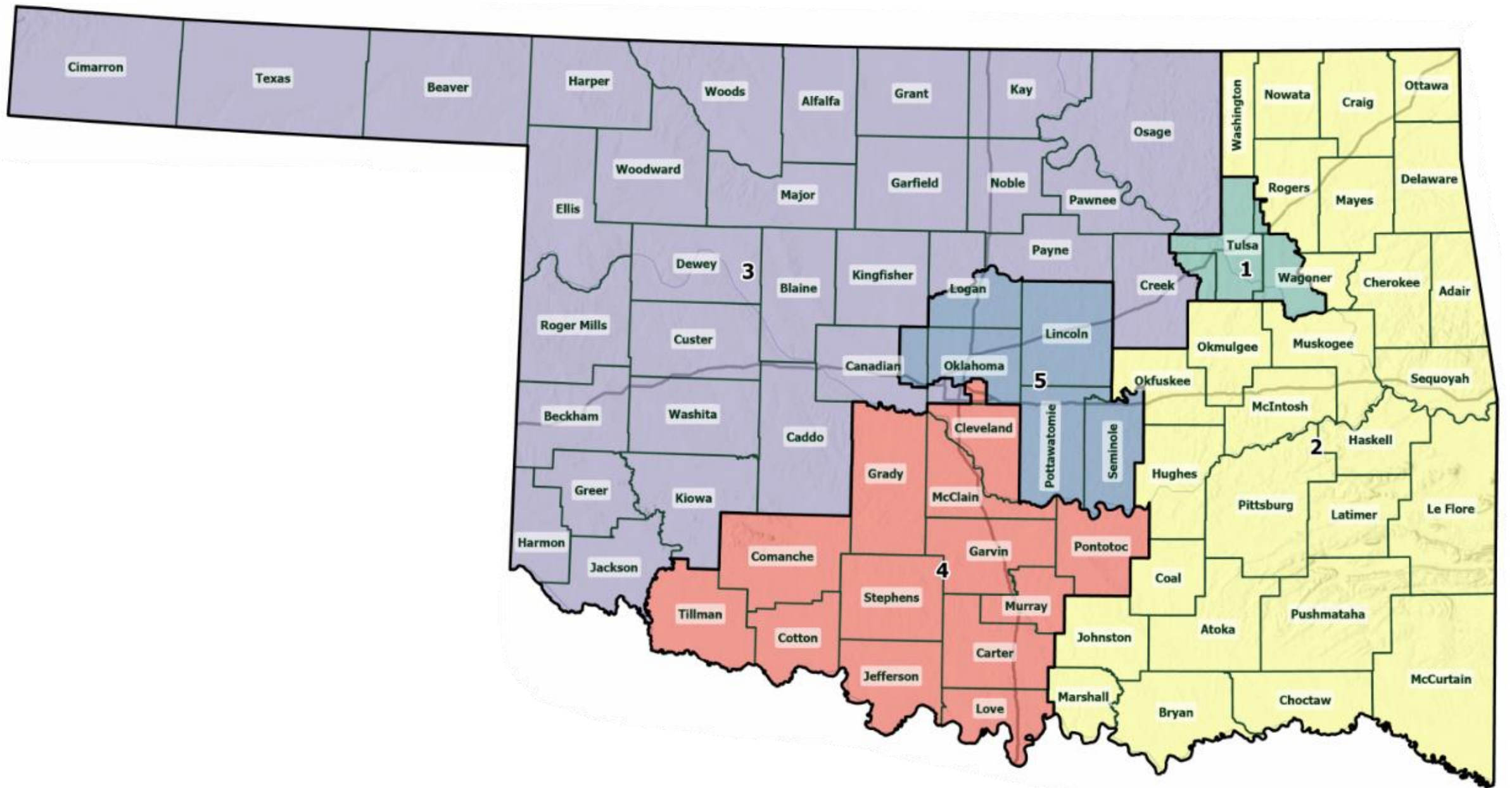
- Why does this matter?
- Expires 9/30/24
- Short-term extension likely
- Opportunity to extend policy that allows replacement of stolen SNAP benefits

HFO Farm Bill Priority Themes

**Invest in
What Works**

**Reduce
Barriers**

Innovate



What Can You Do?



**Lauren
Brockman**

**Mikayla
Higginbotham**

**Tiffany
Tagbo**

**Bailey
Ashbaker**

Advancing Your Advocacy Panelists



Scan to Give Session Feedback



#HungryForActionOK